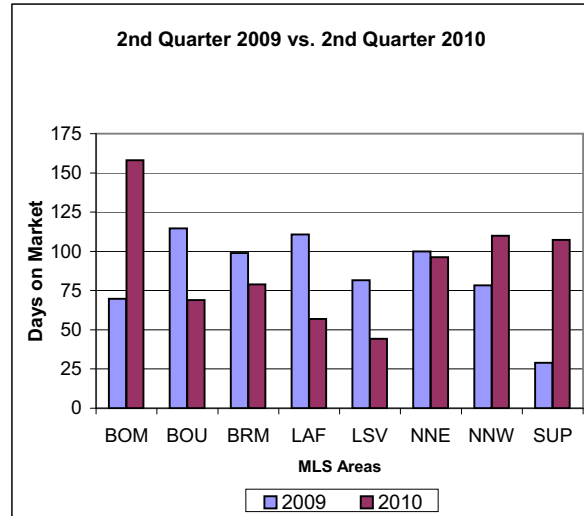
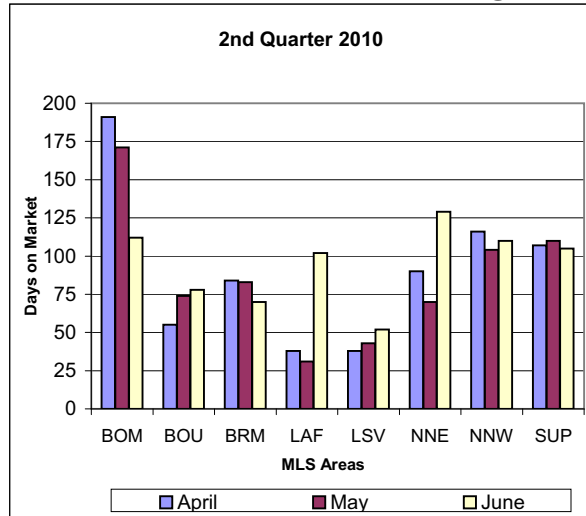


Second Quarter Housing Statistics

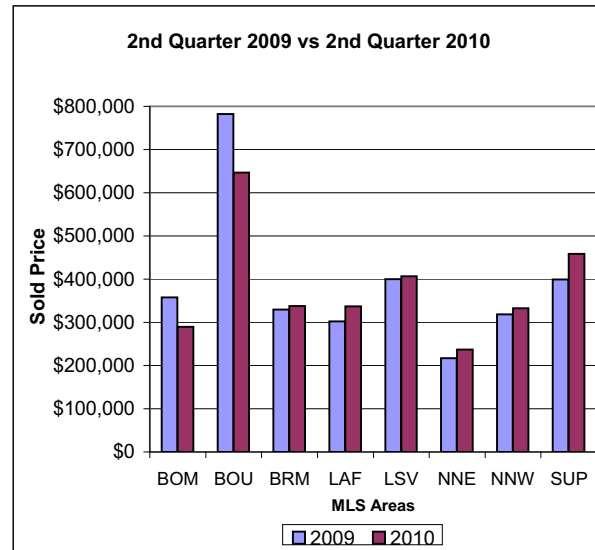
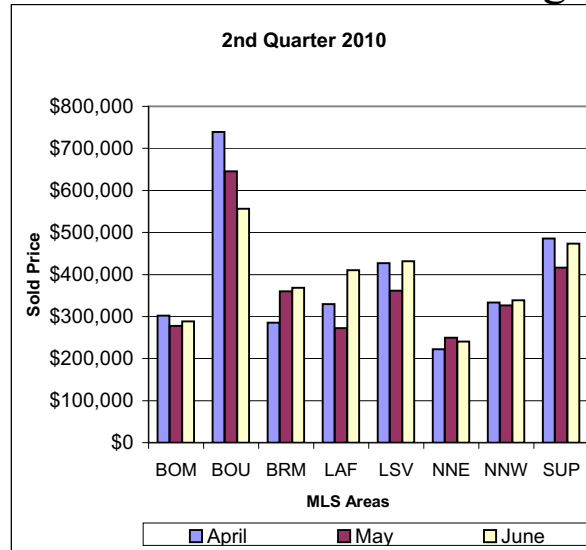
April, May, June 2010

MLS Areas include: BOM, BOU, BRM, LAF, LSV, NNE, NNW, SUP*

Average Days on Market



Average Sold Price



- *BOM - Boulder Mountain
- *BOU - Boulder
- *BRM - Broomfield
- *LAF - Lafayette
- *LSV - Louisville
- *NNE - N Northeast Sub
- *NNW - N Northwest Sub
- *SUP - Superior

Based on information from Metrolist, Inc. for the period Jan 2002 through Present. Note: This representation is based in whole or in part on data supplied by Metrolist, Inc. Metrolist, Inc. does not guarantee nor is in any way responsible for its accuracy. Data maintained by Metrolist, Inc. may not reflect all real estate activity in the market.



Dori Van Lone
 Land Title Guarantee Company
 303-652-7882 Cell
 dvanlone@ltgc.com